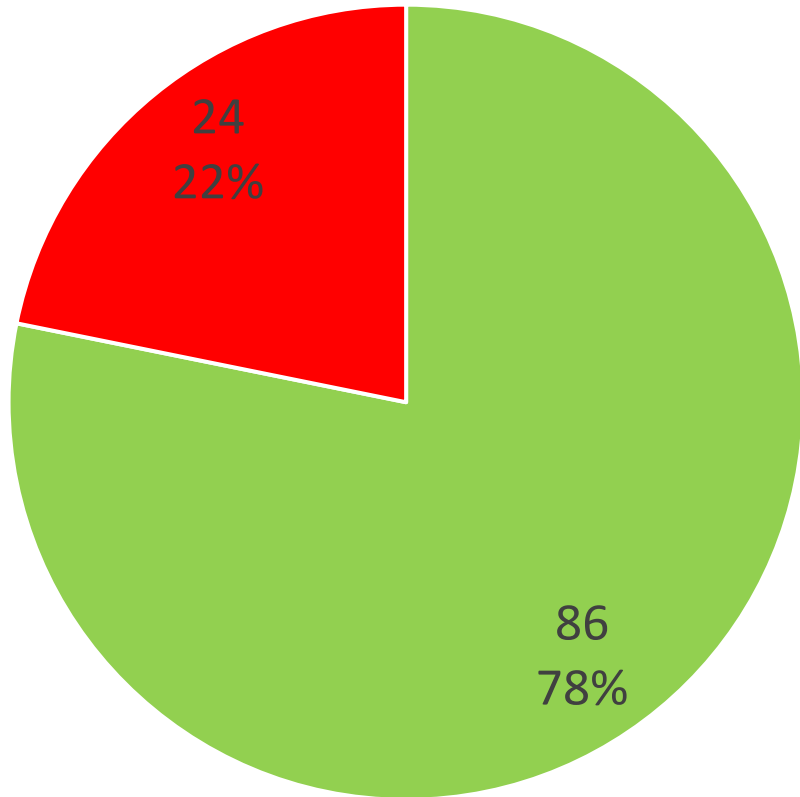


Arms Trade Treaty: Status of Reporting

**Dumisani DLADLA, Head of the ATT Secretariat
24 August 2022**

Initial report

Global statistics 2015-2022



- States Parties that should have submitted an IR and DID
- States Parties that should have submitted an IR and DID NOT

Since CSP7:

- Five Initial Reports submitted
- One updated Initial Report submitted

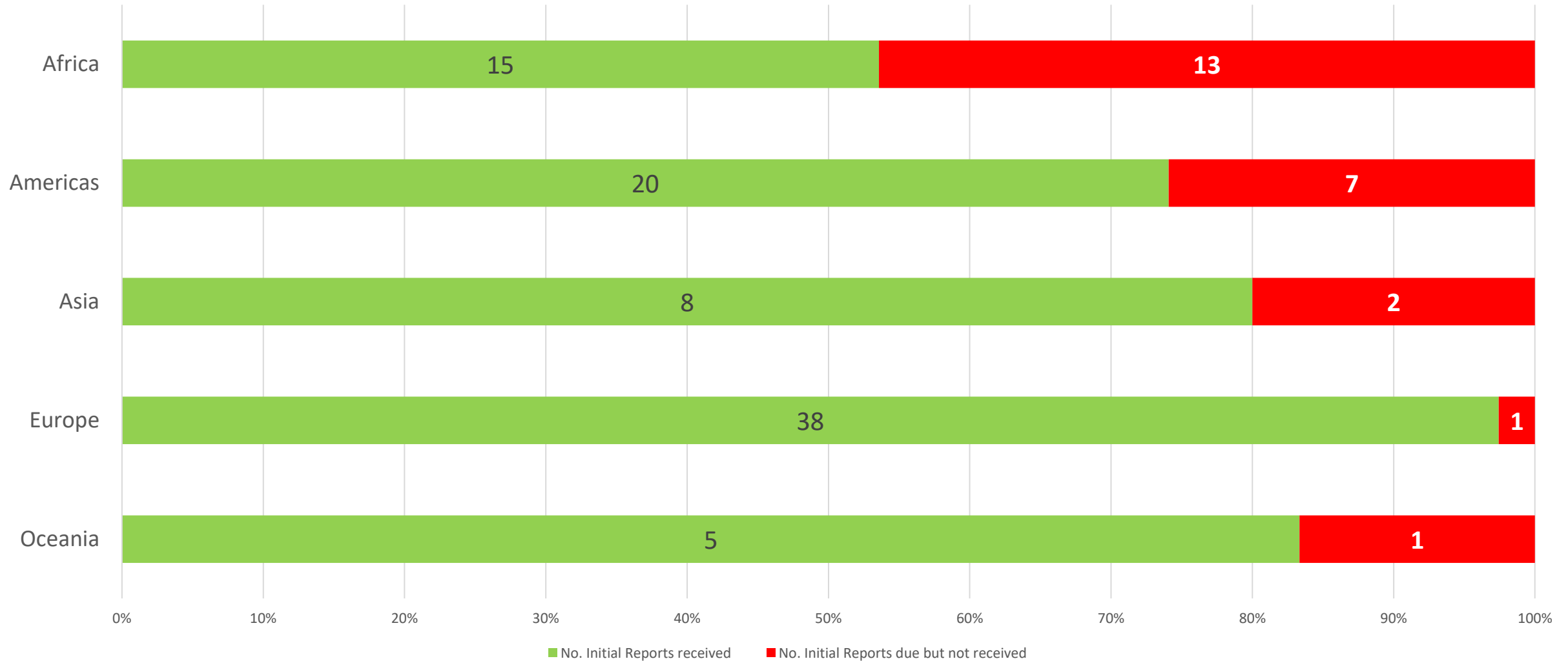
Initial report

Global statistics (cont.)

	No.	%
Initial Reports submitted on time	42	49% of Initial Reports submitted
Initial Reports not made public	21	24% of Initial Reports submitted
Format of reports	73	85% use endorsed reporting template
No. of updated Initial Reports	6	

Initial reports

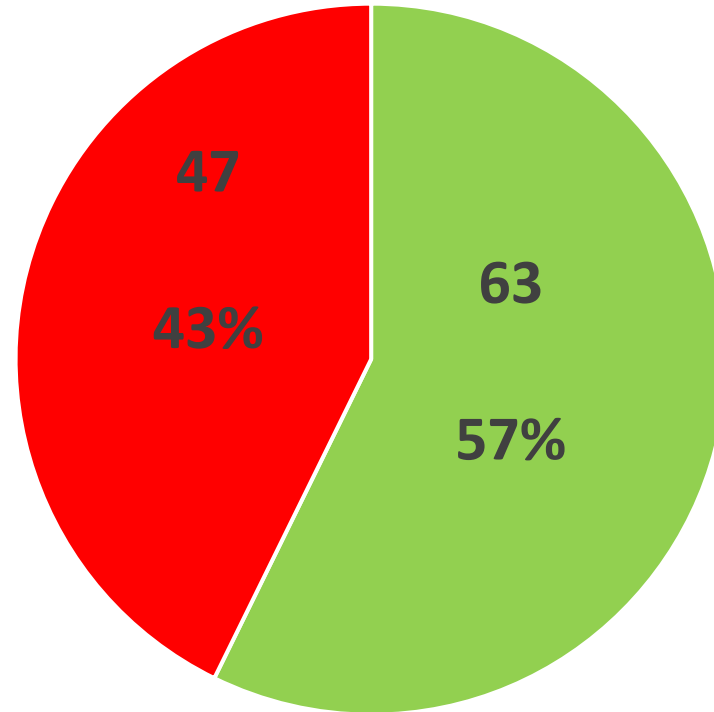
Regional statistics



Annual report

Calendar year 2021 update

August 2022



■ Annual reports received ■ Annual reports due but not received

Annual report

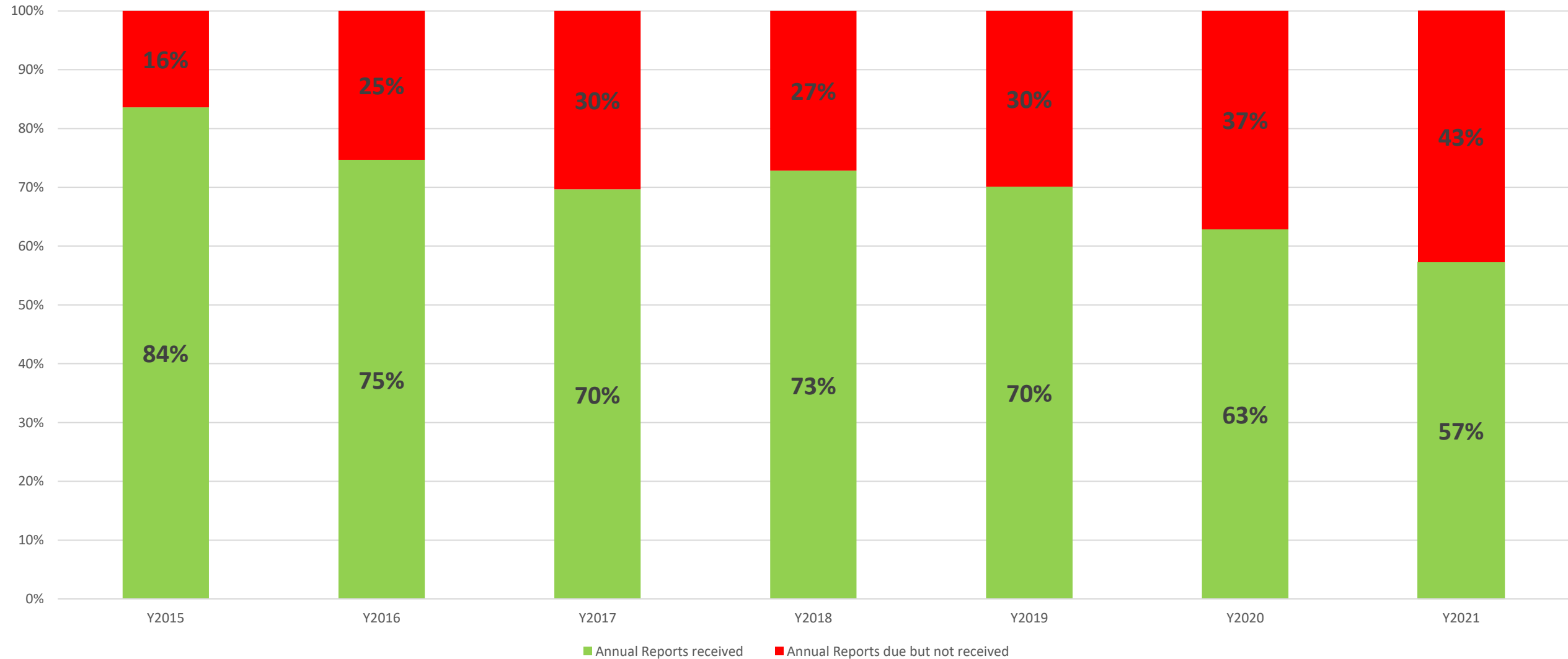
Global statistics 2015-2021



Year	Annual Reports due	Annual Reports submitted (and due)	Annual Reports submitted (and not due)	Annual Reports due but <u>not</u> submitted
2015	61	51 (84%)	3	10 (16%)
2016	75	56 (75%)	1	19 (25%)
2017	89	62 (70%)		27 (30%)
2018	92	67 (73%)	1	25 (27%)
2019	97	68 (70%)	1	29 (30%)
2020	105	66 (63%)		39 (37%)
2021	110	63 (57%)		47 (43%)

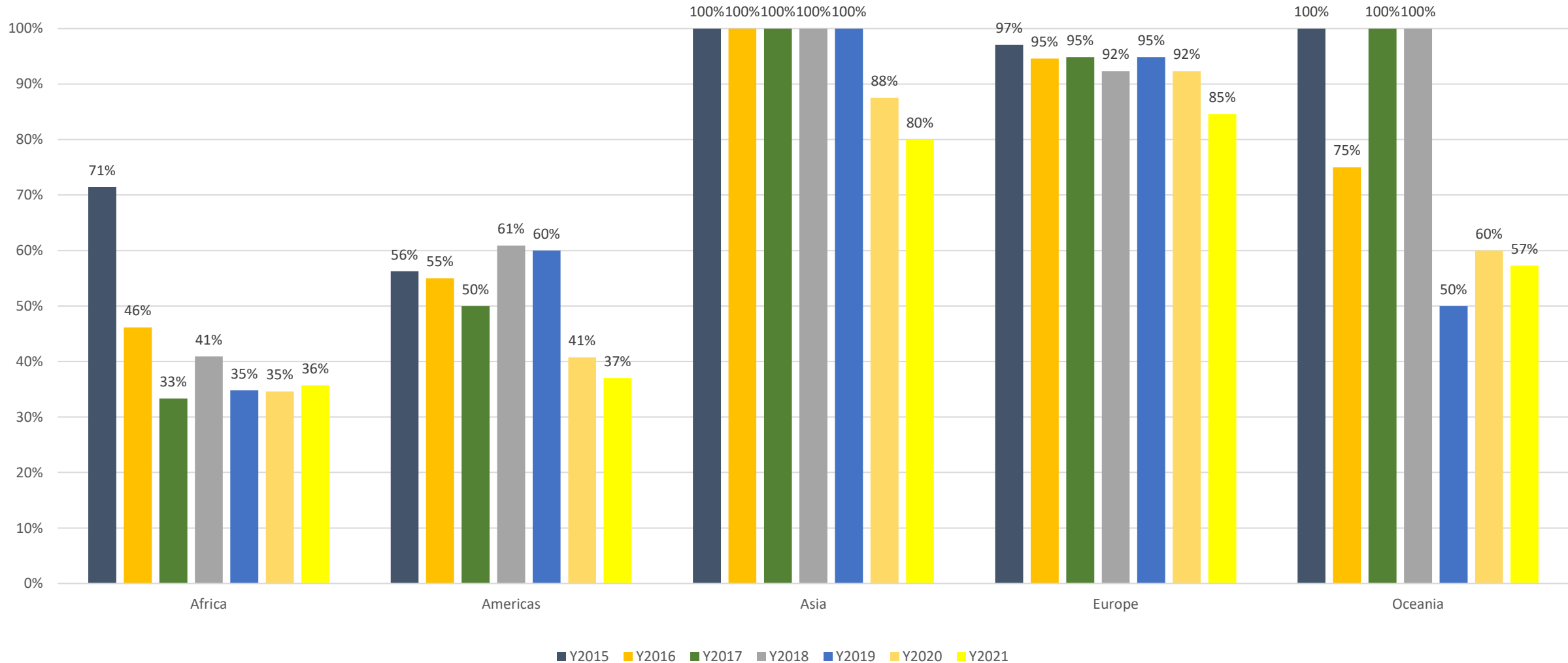
Annual report

Global statistics 2015-2021



Annual report

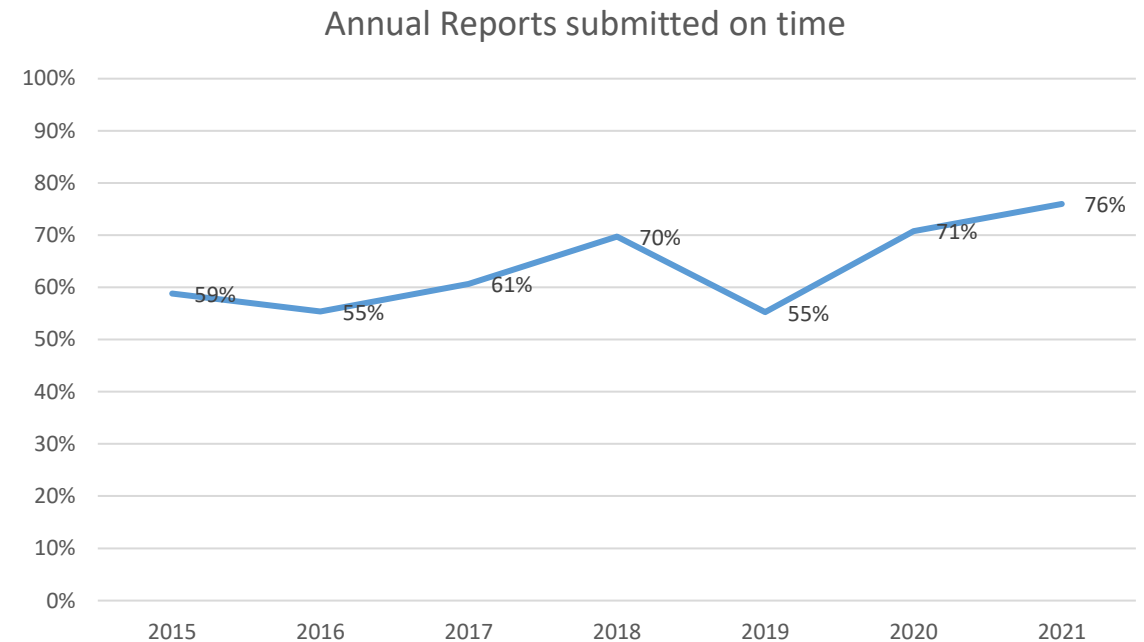
Regional statistics 2015-2021



Annual report

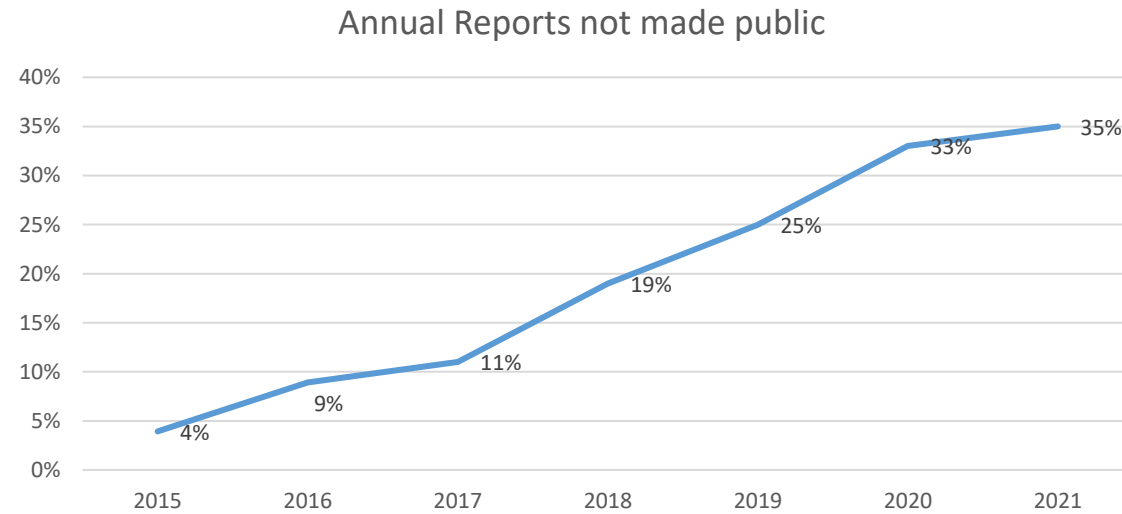
Annual Reports submitted on time (< 7 days of 31 May deadline)

Year	Annual Reports submitted (and due)	Annual Reports submitted on time (< 7 days of 31 May deadline)
2015	51	30 (59%)
2016	56	31 (55%)
2017	62	37 (60%)
2018	67	46 (69%)
2019	68	37 (54%)
2020	66	46 (70%)
2021	63	48 (76%)



Annual report availability 2015-2021

Year	Annual Reports submitted (and due)	Annual Reports not made public
2015	51	2 (4%)
2016	56	5 (9%)
2017	62	7 (11%)
2018	67	13 (19%)
2019	68	17 (25%)
2020	66	22 (33%)
2021	63	22 (35%)



Annual report format

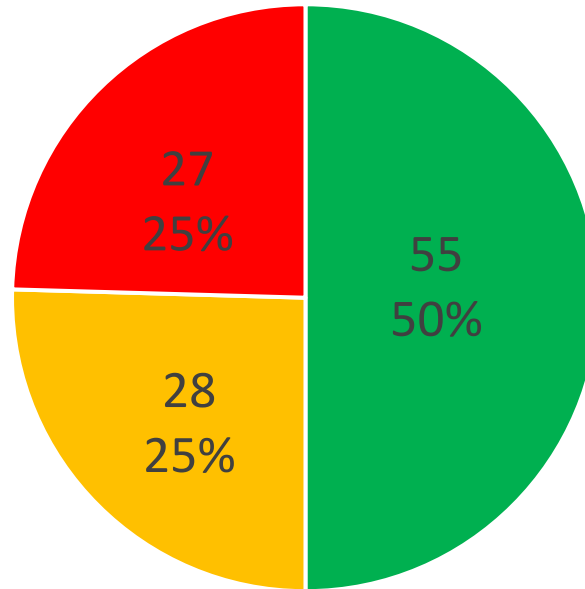
Use of online reporting tool 2018-2021

Year	Annual Reports submitted	Online reporting tool	Reports uploaded via tool
2018	67	13 (19%)	n/a
2019	68	11 (16%)	n/a
2020	66	12 (18%)	6
2021	63	11 (17%)	5

Annual report

Full, partial and non-submission rates 2015-2021

August 2022



- All Annual Reports submitted
- Some Annual Reports submitted
- No Annual Reports submitted

Annual report to UNODA

Calendar year 2021

Annual Reporting Template endorsed at CSP7:

“The United Nations Office for Disarmament Affairs (UNODA) may use the relevant information in this Annual Report as a basis for the reporting State’s report to the United Register on Conventional Arms (UNROCA)”

Year	Annual Reports submitted	Annual Reports transmitted to UNODA (to date)
2021	63	18 (29%)